

# iCON 15

Stylish toilet and bathroom ventilation



## KEY FEATURES

- Axial fan
- Flow rate up to 69 m³/h
- Stylish, slim and unobtrusive in walls or ceilings
- Different colour covers available
- Unique iris shutter, prevents backdraughts, operates silently
- Interchangeable control modules match fan to installation requirements
- IPX4 rating
- Complies with Building Regulations
- 3 year warranty

## iCON 15

iCON 15 is ideal for toilets, en-suites, shower rooms and bathrooms. Recessed into the wall or ceiling, it is stylish and unobtrusive, even in the smallest of spaces. The circular design means no squaring up is required, adding to the already simple installation procedure.

iCON 15 is designed to provide ventilation levels that comply with the latest Building Regulations. The iCON fan is an efficient, stylish and unique ventilation solution for the modern home. The shutter design makes switching

on and off almost silent and helps reduce external noise ingress.

The slim profile and iris shutter of the iCON make it a fan which will blend discreetly into any setting. Two iCON 15 shower kits including (Timer / Humidity Timer) module and ducting installation kits are available.



## MODULES

See module functionality page

<b>72573602</b>	PCM	Pull cord
<b>72612601</b>	TM	Timer
<b>72675702</b>	DTM	Delayed timer with pull cord
<b>72687103</b>	HTM	Humidity timer with pull cord
<b>72687104</b>	PRTM	Motion sensor timer
<b>72687102</b>	PRHTM	Motion sensor with humidity timer
<b>72675703</b>	2SHM	2 speed humidity with pull cord boost




## TECHNICAL DATA

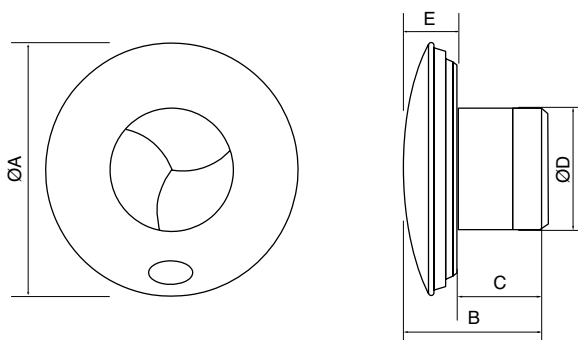
Specification	iCON 15
Air flow [m³/h / l/s]	69 / 19
Fan type	axial
Mounting position	wall / ceiling
Sound pressure @ 3 m [dB(A)]	28.8
Power [W]	9.4
Building regulations	compliant
Duct diameter [mm]	100
Supply voltage	230 V / 1ph / 50 Hz
Ingress protection rating	IPX4
Max ambient temperature [°C]	40
Weight [kg]	0.74
Dimensions H x W x D [mm]	197 x 197 x 108.5
Part number	<b>72683501</b>

## COVERS

<b>52634504</b>	Silver
<b>52634505</b>	Sandstone
<b>52634502</b>	Chrome
<b>52634503</b>	Anthracite

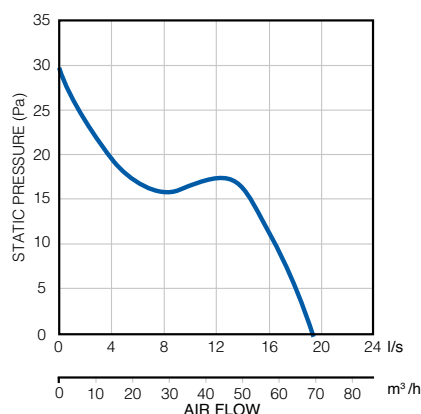


## DIMENSIONS (mm)



Model	A	B	C	D	E
<b>iCON 15</b>	197	108.5	67.5	100	40

## PERFORMANCE



## SHOWER KIT

<b>90000434</b>	iCON 15, Timer module, flexible ducting
<b>90000433</b>	iCON 15, Humidity / Timer module, flexible ducting

## CONTROLS AND ACCESSORIES

A range of accessories including flexible and rigid ducting kits, controls, switches and grilles are available.

See accessories section for more details.

**Call: 01494 525252**

**Visit: [airflow.com](http://airflow.com)**



**Airflow Developments Limited**  
Aidelle House, Lancaster Road,  
Cressex Business Park,  
High Wycombe, Buckinghamshire,  
United Kingdom, HP12 3QP

E-mail: [info@airflow.com](mailto:info@airflow.com)  
Telephone: +44 (0) 1494 525252

[airflow.com](http://airflow.com)

© Airflow Developments Limited. Airflow Developments Limited reserve the right, in the interests of continuous development, to alter specifications without prior notice. All orders are accepted subject to our conditions of sale which are available on request



80000796 - Issue 2 07/18