



KFLM02CND-GLD

2w LED Antique Filament Candle, 20000hrs



Product Overview

The KTC LED Antique Filament lamp has a special coating with a golden finish that shifts the light to a warmer colour temperature of 2700K giving an antique appearance and creating a warm and cosy living space. It is also highly functional and efficient, offering huge energy savings over filament lamps without compromising on brightness. The lamps can quickly replace filament products in domestic and hospitality lighting applications, and once in place rapid payback is achieved.

Features

Linear LED filament provides a traditional appearance.

Even light distribution.

Popular B22, E14 and E27 caps.

Save energy up to 89% compared with an incandescent filament lamp.

High lumen output, up to 85lm/W.

Long life of 20,000h.

Instant start.

Negligible UV output.

Mercury free.

Safety and Maintenance

Switch off supply before installing or removing lamp. Allow to cool before handling.

Do not use in totally enclosed fittings as this will reduce lamp life.

Do not dispose of in household waste.

Dispose of in appropriate section of local civic amenity site or recycling centre.

Specifications

	KFLM02CND/B22-GLD-N27-K	KFLM02CND/E14-GLD-N27-K	KFLM02CND/E27-GLD-N27-K
Fitting	B22	E14	E27
Shape / Type	Candle	Candle	Candle
Colour Finish	Gold	Gold	Gold
Optics Type	Golden Coating	Golden Coating	Golden Coating
Wattage (w)	2	2	2
Equivalent Wattage (w)	18	18	18
Total Lumens (lm)	170	170	170
Input Current (mA)	17	17	17
Input Voltage	220-240Vac	220-240Vac	220-240Vac
CCT Temperature (k)	2700	2700	2700
CCT Name	Warm White	Warm White	Warm White
Rated Life (hrs)	20000	20000	20000
Nominal Lifetime (hrs)	20000	20000	20000
Switch Cycles	50000	50000	50000
CRI	81	81	81
Dimmable?	No	No	No
Retrofit?	Yes	Yes	Yes
Power Factor	0.5	0.50	0.50
Start Time (s)	0.1	0.10	0.10
Warm-up Time (s)	Instant full light	Instant full light	Instant full light
Length (mm)	89	97	92
Width (mm)	36	35	36
Depth (mm)	36	35	36
Mercury (mg)	0	0	0

Clean-up instructions	N/A	N/A	N/A
Rated Power (W)	2.00	2.00	2.00
Rated Luminous Flux (lm)	170	170	170
LMF at Lifetime	0.75	0.75	0.75
SDCM of CCT	<6	<6	<6
Ambient Temperature (°C)	-20 to 40	-20 to 40	-20 to 40

Product Markings

	KFLM02CND/B22-GLD-N27-K	KFLM02CND/E14-GLD-N27-K	KFLM02CND/E27-GLD-N27-K
Manufacturer	Kosnic	Kosnic	Kosnic
Product Code	KFLM02CND/B22-GLD-N27-K	KFLM02CND/E14-GLD-N27-K	KFLM02CND/E27-GLD-N27-K
Voltage	220-240Vac 50-60Hz	220-240Vac 50-60Hz	220-240Vac 50-60Hz
Nominal Power (W)	2	2	2
Current (mA)	17	17	17
CE Mark	Yes	Yes	Yes
WEEE Mark	Yes	Yes	Yes
Batch Code	Yes	Yes	Yes

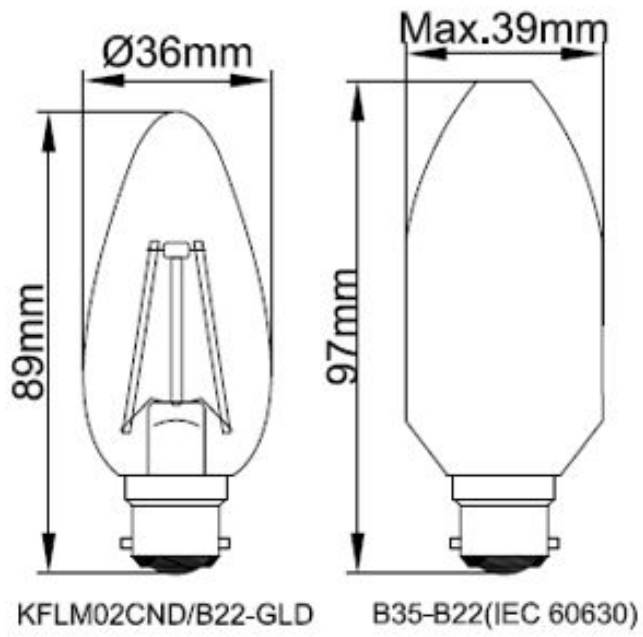
Energy Label

	KFLM02CND/B22-GLD-N27-K	KFLM02CND/E14-GLD-N27-K	KFLM02CND/E27-GLD-N27-K
Manufacturer	Kosnic	Kosnic	Kosnic
Product Code	KFLM02CND/B22-GLD-N27-K	KFLM02CND/E14-GLD-N27-K	KFLM02CND/E27-GLD-N27-K
Energy Class	A++	A++	A++
Energy Consumption (kWh/1000h)	2	2	2

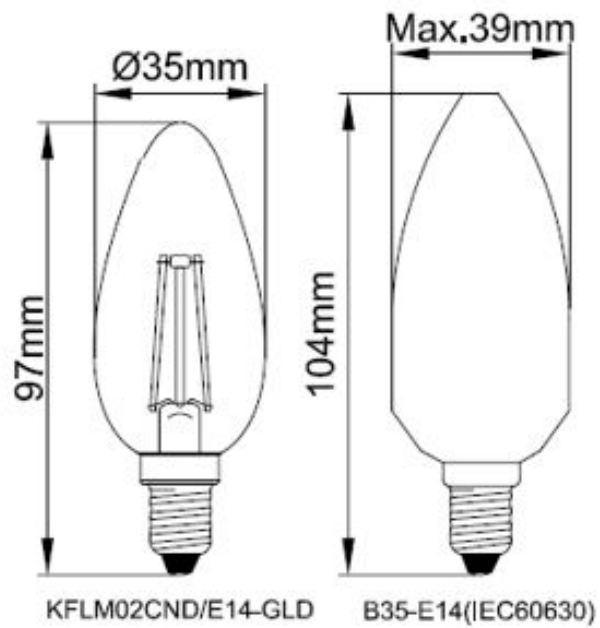
Packaging

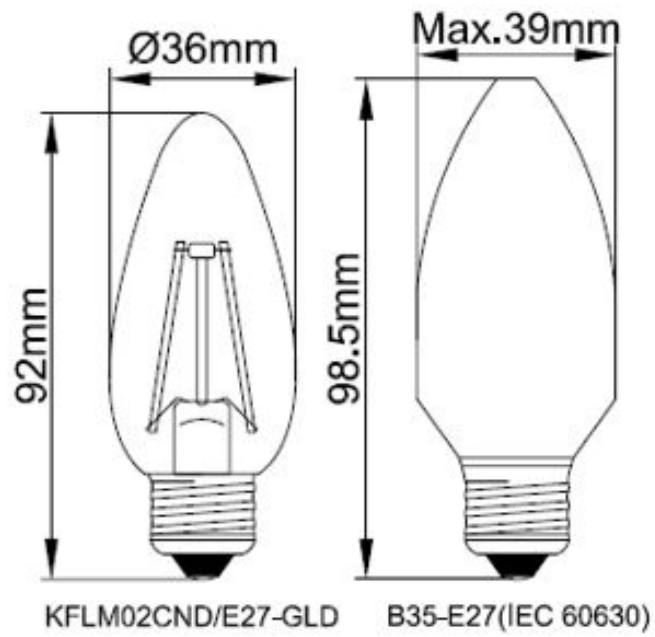
	KFLM02CND/B22-GLD-N27-K	KFLM02CND/E14-GLD-N27-K	KFLM02CND/E27-GLD-N27-K
UPC Code	0609207995906	0609207995913	0609207995920
Outer Box Length (mm)	455	455	455
Outer Box Width (mm)	220	220	220
Outer Box Height (mm)	155	155	155
Volume	0.0155155	0.0155155	0.0155155
Box Quantity	50	50	50
Outer Box Weight/kg	2.2	2.2	2.2

KFLM02CND/B22-GLD-N27-K



KFLM02CND/E14-GLD-N27-K





KFLM02CND/B22-GLD-N27-K
 KFLM02CND/E14-GLD-N27-K
 KFLM02CND/E27-GLD-N27-K

